



AMAZONE

Mounted spreader **ZA-M**



**AMAZONE spreaders
meet all European
environmental
standards**

ZA-M – the spreader that brings success



SPEED
spreading

The ZA-M mounted spreader, in hopper capacities up to 3,000 litres and spreading widths of up to 36 m, is the ideal machine for both farmers and contractors alike and places great emphasis on safety and reliability. The slow-turning, heavy duty agitators and the low disc speed ensure an even, granule-protecting fertiliser flow.



ZA-M

tried and tested in practice 100,000 times over – precise and reliable

	Page
The advantages at a glance	4
The ZA-M models Extensions	6
Spreading system Oil-immersed gearboxes	8
Adjustment of the spread rate and working width	10
SBS – Soft Ballistic System	12
Optional equipment	14
Border spreading systems Border spreading devices	16
AMAZONE Limiter	18
ZA-M with hydraulic shutter actuation ZA-M Easy	20
Spreader Application Center FertiliserService EasyCheck	22
Technical data	24

❗ "The ZA-M from Amazone has undergone a makeover. The new operator system was the focus of the development." (top agrar – Test report "Convenient and easy spreading" · 09/2021)

❗ "Even when apply grass seed, it is clearly visible that the spreader distributes the seed very precisely and evenly." (Equestrian business profi magazine - Practice test · 05/2016)

ZA-M mounted spreader



10 m – 36 m



1,200 l – 3,000 l



2 part-width sections



Mechanical

The advantages at a glance:

- ⊕ Double tipped hopper with optimum shape for continuous flow monitoring and more precision
- ⊕ Fine-mesh filling sieves prevent problems when spreading and are easy to fold up and lock in position for cleaning the machine
- ⊕ Complete spreading system made from stainless steel
- ⊕ Convenience and reliability due to simple and easily accessible adjustment of spread rate and working width
- ⊕ Double shutter system for an optimum rate setting and a quicker action for both opening and closing
- ⊕ Convenient boundary spreading with the AMAZONE Limiter
- ⊕ SafetySet with road traffic lights, marker boards and guard rail as standard

MORE INFORMATION

www.amazone.net/za-m



PRODUCT FILM
Find out more

Many spreaders, one range

AMAZONE provides the right spreader for any size of operation!

Model	ZA-M 1002 Special	ZA-M 1202	ZA-M 1502
Working width (m)	10 – 36		
Hopper capacity (l)	1200 – 1700 (payload of up to 1800 kg)	1200 – 2700 (payload of up to 3100 kg)	1500 – 3000 (payload of up to 3100 kg)
Extension options	with 1 x S 500	with 1 x S 500 or with 2 x S 500 or with 3 x S 500 or with 1 x L 1000 or with S 500 + L 1000	

The compact sizes: ZA-M 1002 Special



ZA-M 1002 Special

In flexible sizes: ZA-M 1202 and ZA-M 1502



ZA-M 1202



ZA-M 1502

The features are standard:

- ✔ SafetySet with road traffic lights, marker boards and guard rail as standard.
- ✔ Robust frame design and a spreading system made completely of stainless steel.
- ✔ Hopper capacities that can be extended by use of the after-fit extensions.
- ✔ Perfect double shutter system; one shutter for setting the application rate and one for opening and closing.
- ✔ Convenience and reliability due to simple and easily accessible adjustment of spread rate and working width.
- ✔ Calibration kit and calibration disc rule as standard.
- ✔ Maintenance-free, oil-immersed gearboxes with integrated overload protection – tried and tested 100,000 times over.
- ✔ Hose rail protects the hydraulic fittings from dirt.
- ✔ Fine-mesh filling sieves prevent problems when spreading and are easy to fold up and lock in position for cleaning the machine.

The extensions

Flexible hopper capacities using the after-fit extensions



✔ S 500 extension – narrow



✔ L 1000 extension –wide

S extension – narrow execution

The narrow S extension gives a reduced transport width. Direct filling from a tipping trailer or big bags is no problem.

L extension – wide execution

The large filling width of 2.76 m provides you with an adequate margin when loading with wide buckets. The wide L extension is particularly recommended for the use of large industrial front loading shovels.



Filling with tipping trailer



Filling with a big bag



Filling with an industrial front loading shovel

❗ “The litre markings on the hopper are a nice touch. 500 or 1000 l extensions can be added to the hopper.”
(top agrar – Test report “Convenient and easy spreading” · 09/2021)

Stainless steel spreading system



Outstanding machines made from outstanding materials

The entire spreading system of the ZA-M spreaders is made from stainless steel:

- ✔ The hopper tips and agitator spirals.
- ✔ The entire base plates with the setting rate slides and hydraulic shutters.
- ✔ The spreading discs and spreading vanes.
- ✔ The fully enclosed deflector plates.

SBS – Soft Ballistic System

Perfect “teamwork” of:


- ✔ agitator
- ✔ hopper tips
- ✔ base plates
- ✔ double shutters
- ✔ spreading discs and deflector plate

The benefits:

- ✔ Easy to maintain due to open design of spreader.
- ✔ Perfect functionality due to the maintenance-free, oil-immersed gearboxes, stainless steel chain drive for the agitator shaft, oversized springs and hydraulic cylinders and robust frame.

Oil-immersed gearboxes

tried and tested 100,000 times over

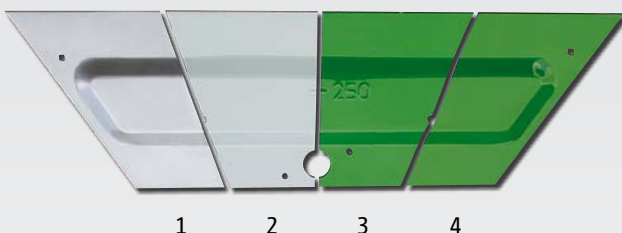


Decades of reliability

The oil-immersed gearbox has proven to be the indestructible heart of the AMAZONE twin disc fertiliser spreader. These AMAZONE gearboxes have proven themselves 100,000 times and more. They are maintenance-free and offer integrated overload protection against gearbox damage.

Perfect production: active protection for the environment right from the start

- ✔ Energy saving due to optimised manufacturing processes in large batches
- ✔ Best possible use of raw materials due to CNC processor-controlled cutting and bending technology
- ✔ Modern electrophoretic dipping procedure for top quality corrosion protection (car standard)



- ✔ High-quality, multi-layer paint
 - 1) sheet steel
 - 2) zinc phosphate (galvanising layer)
 - 3) KTL priming coat
 - 4) top coat

Adjusting the spread rate

simple – reliable – precise

Tool-less setting of the spread rate

The spread rate and the working width are preselected from the extremely comprehensive setting chart. Large, easy-to-read scales help you to set the spread rate precisely via the metering shutters.

The setting can be made manually on the rear or electrically via the EasySet 2 in-cab terminal.



Metering shutter

On/off shutter



- ✔ The quantity of fertiliser set can be applied via the spreading disc independently to either side by opening and closing the desired on/off shutter.

- ✔ The spread rate can be easily checked by calibration, in order to determine the material characteristics (flow behaviour, etc.).

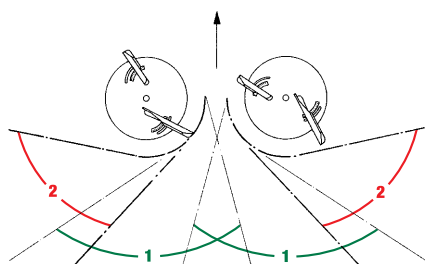
Adjusting the working width

User-friendly in every detail

OmniaSet spreading discs for the ultimate in precision

The OmniaSet spreading discs are equipped with pivoting spreading vanes that generate a spread pattern that is extremely precise and safe. With the aid of an easily readable scale in the user's field of view, the spreading vanes can be adjusted easily and exactly without tools. AMAZONE provides comprehensive setting charts for all kinds of fertiliser, seed and slug pellets. The OmniaSet spreading discs are made from stainless steel and are easy to take on and off.

Late top dressing is advantageous for generating quality crops. This is extremely easy to do with AMAZONE spreading discs – the standard swivel tips on the spreading vanes just have to be folded up.



Optimum lateral distribution in four sectors

Working widths of the ZA-M OmniaSet spreading discs

OM 10 - 12	OM 10 - 16	OM 18 - 24	OM 24 - 36
10 – 12 m	10 – 16 m	18 – 24 m	24 – 36 m (with hard-faced metal coating)

Maximum working width with ZA-M OM 24-36 spreading discs

KAS	Kali	Granular urea	Prilled urea
36 m	36 m	32 m	30 m

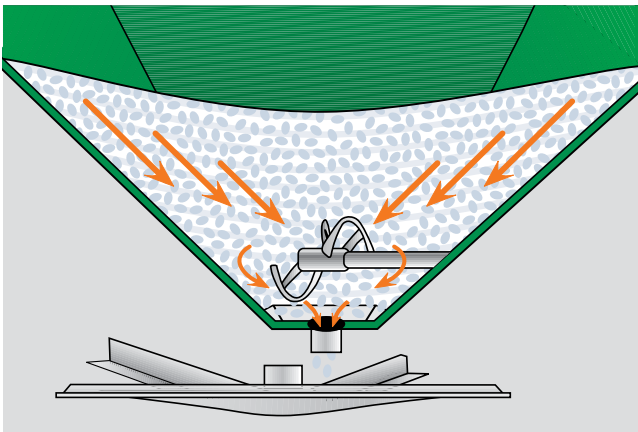
SBS – Soft Ballistic System

The concept: Gentle fertiliser treatment means more precision



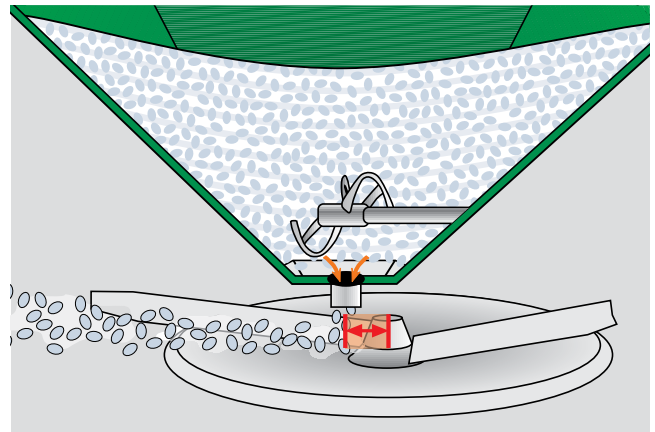
1 Gentle guidance:

The AMAZONE Soft Ballistic System utilises the agitators which are shaped in such a way that the fertiliser is taken from across the whole width of the hopper. This prevents the formation of a fertiliser funnel in the centre of the hopper.



2 Gentle delivery:

The delivery of the fertiliser directly onto the centre of the spreading disc is especially advantageous because of the low peripheral speed of the spreading disc in this sector.



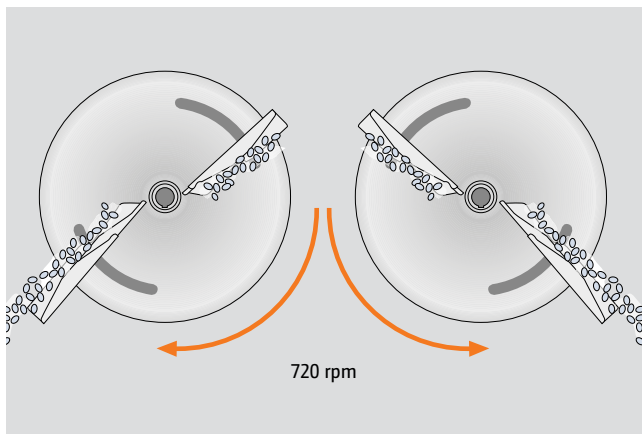
Peace of mind as standard

Mineral fertiliser needs to be gently handled to ensure a precise distribution and an exact placement to the plant over the entire working width. Fertiliser, which has been damaged whilst going through the spreader, will not be precisely distributed.

As a safety "package", the AMAZONE Soft Ballistic System is already integrated into the ZA-M mounted spreaders as standard. The agitator, metering components and spreading discs are optimally tailored to each other. This protects the fertiliser and secures your yields.

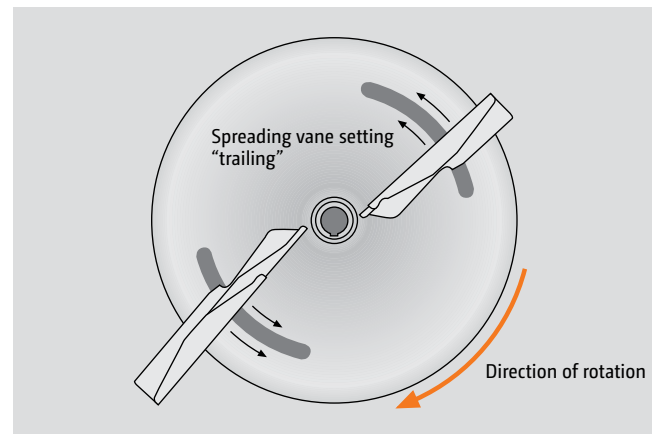
3 Gentle acceleration:

The AMAZONE Soft Ballistic System gently accelerates the fertiliser via the spreading discs rotating at 720 rpm, making sure that even very fragile fertilisers keep their spreading properties.



4 Gentle ejection:

With the aid of the AMAZONE Soft Ballistic System, the fertiliser is provided with the energy required for the optimum trajectory and a precise spread pattern.



Optional equipment

Perfect down to the last detail



- ! "However, this provides a precise spread rate in combination with high outputs. This is because the speed-dependent regulation makes it possible to drive slowly on the headland and make good speed on the rest of the field."

(top agrar – Test report "Convenient and easy spreading" · 09/2021)



Transport and parking device

A sensible accessory: the robust transport and parking device makes it easier to mount and demount the spreader and manoeuvre it in the yard. The castor wheels can be quickly removed.

"TeleSpace PTO shaft"

It is even easier to attach and detach the spreader with the "TeleSpace" telescopic PTO shaft.

Swivel hopper cover

The swivel hopper cover is simply folded up before filling. When closed it allows fertiliser spreading to continue, even during bad weather.

Front lighting with integrated ladder

The wide L extension enables the road traffic compliant markings to be supplemented by front lights. The ladder integrated on the left-hand side provides better access to the hopper and therefore makes inspection and cleaning easier.



❗ "The cover also folds up easily and protects the hopper from dirt and rain."

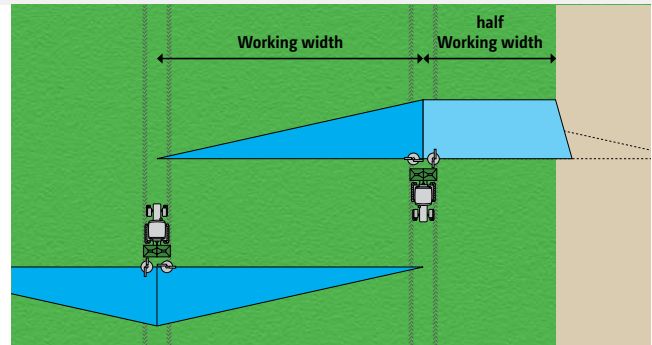
(top agrar – Test report "Convenient and easy spreading" · 09/2021)

Actively protecting the environment

- ✔ Economical, and in particular, extremely ecologically-sensitive mineral fertilising requires responsible minded actions. According to new environmental directives, environmentally-harmless fertilisation on the field edge is not possible without modern border spreading systems.

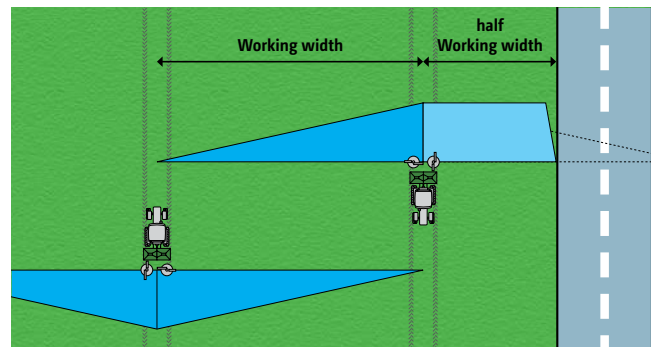
Side spreading (yield-oriented adjustment)

The neighbouring field is an area that is used agriculturally. In this case it is tolerable for a small quantity of fertiliser to be thrown over the border of the field. The full target rate is applied up to the field boundary.



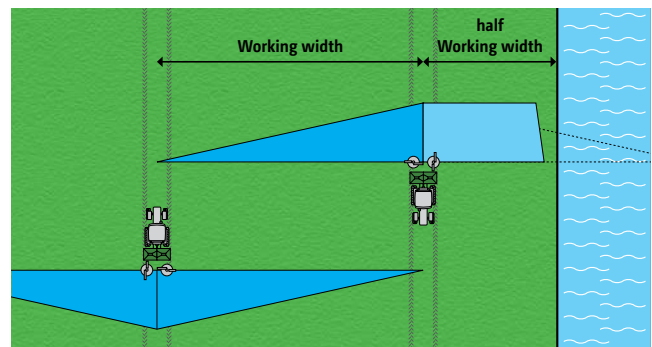
Border spreading (environmentally-oriented adjustment)

If the field is adjacent to a road or cycle path, no fertiliser may be thrown beyond the border of the field. In this case, the throwing distance is adjusted in combination with the shutter slide.



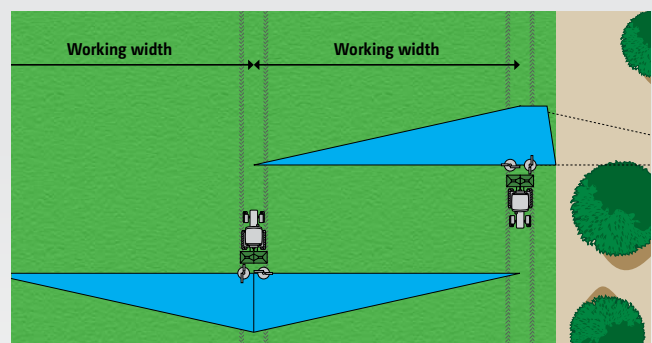
Water-course spreading (environmentally-oriented adjustment)

If there is a body of water directly at the edge of the field, a defined distance to the water must be maintained when fertilising according to the fertiliser regulations. For this purpose, the throwing distance is further reduced in combination with the shutter slide.



Border spreading with border spread deflector

If the first tramline is at the edge of the field, border spreading (environmentally-oriented adjustment) is provided by shutting off one side of the spread fan. No fertiliser goes beyond the boundary of the field, and optimum fertilisation takes place within the boundary.



Border spreading devices

All of the requirements of the current fertiliser regulations can be perfectly met with **AMAZONE** border spreading devices.

Tele-Set disc

You can change over from normal spreading to side, boundary or water-course spreading by means of a tool-less disc change.



Border spread deflector, left hand

The one-sided, manually folded spread deflector is a low-cost solution for carrying out boundary spreading on the left side in the direction of travel.



Bed spreading deflector, both sides

The bed spreading deflector can be used to spread to the left, the right or to both sides and ensures that the tractor wheel track is left almost fertiliser free. It is adjustable for different sorts of fertiliser and is ideal for specialist crops and makes many types of operation possible. Mounting and demounting is carried out quickly and easily without tools.



AMAZONE Limiter, right or left hand

With the ZA-M there is a choice: Limiter to the right or left hand side. Modern tractors have most of the controls on the right next to the driver's seat. In this case, border spreading is more convenient and comfortable using the right hand Limiter. The all-stainless steel Limiter is simply folded down into the spread fan. The lamella block then causes a part of the fertiliser pattern to change direction. An optimum spread pattern is formed up to the border.



AMAZONE Limiter

Convenient boundary spreading – without stopping or leaving the tractor cab



— Normal spreading — Boundary spreading





Limiter deactivated or in the transport position



Limiter in the working position

Perfect boundary and side spreading


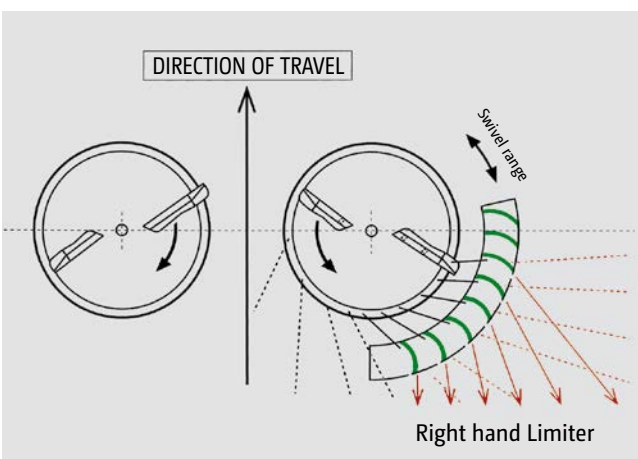
The Limiter is a modern boundary spreading system that is used if the first tramline is half the working width of the fertiliser spreader in from the edge of the field. It is used for side, boundary and water-course spreading.

The decisive advantage with the Limiter is that there is no need to stop, interrupt the spreading operation or leave the tractor cab.

The EasySet 2 in-cab terminal can be used to reduce the spread rate for boundary and water-course spreading.

The Limiter can be moved around its fixed mounting rail to give a generously dimensioned swivel range. This sets the Limiter to the required position for side, boundary or water-course spreading, depending on the type of fertiliser. Exact details of this can be found in the setting chart and on a sticker on the machine. If the Limiter is not being used, it is conveniently swivelled up via a hydraulic cylinder.

“Limiter” method of operation



- ✔ The Limiter can be hydraulically folded up out of the spread fan from the tractor seat.

ZA-M

with hydraulic shutter actuation

Simple, direct operation of the ZA-M mounted spreader

The ZA-M mounted spreader, with hydraulic shutter actuation, provides a simple option for independent actuation of the left- and right-hand on/off shutters via two double-acting hydraulic spool valves on the tractor.

The application rate shutters below the apertures can be manually adjusted via a setting lever on the left- and right-hand side.



The benefits:

- ✔ Individual hydraulic shutter actuation via two double-acting tractor spool valves.
- ✔ No operator terminal required.
- ✔ A simple 3-way valve is also available if the tractor does not have sufficient spool valve connections.



ZA-M Easy

with the machine-specific EasySet 2 in-cab terminal

Comfortable electric adjustment and control

The EasySet 2 in-cab terminal provides the option for automatic spread rate regulation at varying forward speeds. In this respect, the size of the apertures are adjusted by automatically setting the shutter position in such a way that the application rate always remains the same. All that is needed is a 12 V power connection for the in-cab terminal. The operator has the option of using an X-sensor (pulse counting), a signal cable (transmission of the tractor speed) or a GPS antenna to transmit the speed signal.

In conjunction with electrical shutter actuation, EasySet 2 has the advantage that the application rate can be adjusted in very small steps. The desired application rate is simply entered into the in-cab terminal to the exact kilogram and this can be easily increased or reduced from the cab to both sides, or to either side, during the spreading operation. This also applies when carrying out side, border and water-course spreading.

Machine control is rounded off by a convenient function for semi-automatic rate calibration and the emptying of any fertiliser residues.



The benefits:

- ✔ Option of forward speed-related spread rate regulation.
- ✔ Comfortable electrical operation and adjustment of the application rate from the tractor cab.
- ✔ Simple in-cab terminal without menus, only direct function keys.
- ✔ Integrated hectare meter with total area counter.
- ✔ Border spreading via Limiter with remotely controlled spread rate reduction.

❗ "The EasySet 2 in-cab terminal is undoubtedly the highlight of the new fertiliser spreader."

❗ "You only need a few settings to adjust the spreader for a new spreading material."

(top agrar – Test report "Convenient and easy spreading" · 09/2021)

❗ "There are no menu levels. This makes all the settings clear."

❗ "It is also possible to adjust the rate for both sides together or separately. All of this can be understood without much explanation."

(top agrar – Test report "Convenient and easy spreading" · 09/2021)

Spreader Application Center

Exemplary – for more than 25 years

The settings are crucial!

AMAZONE is providing even better customer service with the Spreader Application Centre. In addition to the already well-established fertiliser laboratory and spreading hall, the Spreader Application Centre now also includes the areas of “Test and Training”, “Data management” and the associated “Knowledge transfer”.

The last two areas are accompanied by a restructuring to address the increasing globalisation and digitalisation of agriculture. The aim of the Spreader Application Centre is to offer to the customer an even better service with regard to fertiliser application.



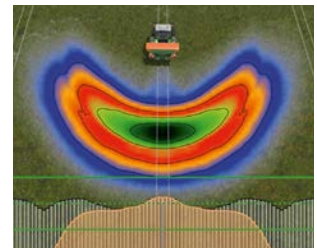
Fertiliser laboratory



Spreading hall



Test and Training



Data management and knowledge transfer

Only when properly spread is your fertiliser worth its weight in gold

The AMAZONE FertiliserService closely cooperates with well-known manufacturers of spreading material – worldwide to be able to make available to you the best setting values as quickly as possible. AMAZONE is the name for precise spreading charts, worldwide.

FertiliserService – You can contact us via:

The FertiliserService works across borders, but not only geographically. This is because no matter whether your fertiliser spreader is 1 or 50 years old, we are always by your side with competent and reliable assistance.



Modern fertiliser spreader testing hall

Internet: www.amazone.net
 E-Mail: duengeservice@amazone.de
 Telefon: +49 (0)5405 501-111
 WhatsApp: +49 (0)175-488 9573

AMAZONE fertiliser spreaders can be optimally set up using the free **mySpreader App**:



EasyCheck

on the free mySpreader App



Digital, mobile test kit for the easy optimisation of the lateral distribution

Instead of testing trays, such as those found in the normal mobile test kit, EasyCheck consists of just 16 lightweight test mats made from rubber and the EasyCheck App for Smartphones. The test mats are laid out at certain intervals across the tramline. The corresponding tramlines are then spread and the mats with the collected fertiliser granules are photographed via the smartphone. The App now automatically compares how much fertiliser has been collected on the individual test mats and puts the results of the individual rows into an average. If the spread pattern is not ideal, the App suggests an appropriate correction for the adjustment of the respective fertiliser spreader.



EasyCheck is an integral part of the mySpreader App





Technical data:

ZA-M	1002 Special	1202	1502
Working width (m)	10–36		
Hopper capacity (l)	1,200	1,200	1,500
– with hopper extension 1 x S 500 (l)	1,700	1,700	2,000
– with hopper extension 2 x S 500 (l)	–	2,200	2,500
– with hopper extension 3 x S 500 (l)	–	2,700	3,000
– with hopper extension 1 x L 1000 (l)	–	2,200	2,500
– with hopper extension S 500 + L 1000 (l)	–	2,700	3,000
Payload (kg)	1,800	3,100	3,100
Fill height (m)	1.07	1.07	1.14
– with hopper extension 1 x S 500 (m)	1.21	1.21	1.28
– with hopper extension 2 x S 500 (m)	–	1.35	1.42
– with hopper extension 3 x S 500 (m)	–	1.49	1.56
– with hopper extension 1 x L 1000 (m)	–	1.35	1.42
– with hopper extension S 500 + L 1000 (m)	–	1.49	1.56
Filling width (m)	2.15	2.15	2.15
– with hopper extension 1 x S 500 (m)	2.16	2.16	2.16
– with hopper extension 1 x L 1000 (m)	–	2.76	2.76
Overall width (m)	2.44	2.44	2.44
– with hopper extension 1 x L 1000 (m)	–	2.93	2.93
Overall length (m)	1.42	1.42	1.42
Spreading disc speed (rpm)	720 (Standard speed)		
Weight of the base machine (kg) (Extensions S 500 + 27 kg / L 1000 + +60 kg)	309	319	332

Illustrations, content and technical data are not binding and may differ depending on the level of equipment. Country-specific road traffic regulations apply and must be complied with, meaning that special approval may be required. The permissible axle loads and total weights of the tractor should be checked. Not all the listed combination options are possible with all tractor manufacturers.

Ahead in the field and safe on the road: ZA-M

ZA – the spreader



AMAZONEN-WERKE H. DREYER SE & Co. KG

P. O. Box 51 · 49202 Hasbergen-Gaste/Germany

Phone +49 (0)5405 501-0 · Fax +49 (0)5405 501-193